

FLOORPAN

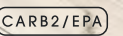
ELITE XL

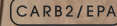


CARB2/EPA



ELITE XL





TOKYO

FLOORPAN ELITE XL

FXL005 TOKYO



microV4
V-groove

CARB2/EPA



FXL011 OSLO

OSLO

FLOORPAN ELITE XL



PEKING

FLOORPAN ELITE XL

FXL012 PEKING



FXL013 KARTACA

KARTACA

FLOORPAN ELITE XL



BARCELONA

FXL014 BARCELONA



NAIROBI

FLOORPAN **ELITE XL**

FXL015 NAIROBI



PARIS

FLOORPAN ELITE XL

FXL016 PARIS



SAIGON

FLOORPAN ELITE XL

FXL017 SAIGON



microV4
V-groove

CARB2/EPA



CANYON

FLOORPAN ELITE XL

FXL019 CANYON MEŞE



micro
V-groove

CARB2/EPA



ALTINKUM

FLOORPAN ELITE XL

FXL021 ALTINKUM



NAVARA

FLOORPAN ELITE XL

FXL024 NAVARA MEŞE



microV4
V-groove

CARB2/EPA



DEVINE

FLOORPAN ELITE XL

FXL026 DEVINE MEŞE



PRAG

FLOORPAN ELITE XL

FXL028 PRAG




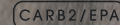
SHANGHAI

FLOORPAN ELITE XL

FXL029 SHANGHAI



micro
V-groove



JAWA

FLOORPAN ELITE XL

FXL030 JAWA



REVIVAL

FLOORPAN ELITE XL

FXL031 REVIVAL MEŞE



microV4
V-groove

CARB2/EPA



SUADİYE

FLOORPAN ELITE XL

FXL032 SUADİYE



micro
V-groove

CARB2/EPA




GÖKÇEADA

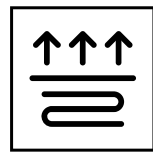
FLOORPAN ELITE XL

FXL033 GÖKÇEADA


LAS VENTAJAS DEL SUELO LAMINADO **FLOORPAN**



MONTAJE RÁPIDO Y SENCILLO




APTO PARA CALEFACCIÓN POR SUELO RADIANTE



RESISTENTE A LOS RAYOS UV




RESISTENTE A LOS GOLPES PUNTALES



RESPECTUOSO CON EL MEDIO AMBIENTE



PANEL BASE, TABLERO DE FIBRA DE ALTA DENSIDAD



RESISTENTE AL FUEGO DE LOS CIGARRILLOS



RESISTENTE A LOS ARAÑAZOS



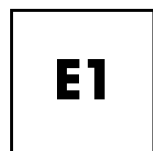
FÁCIL DE LIMPIAR Y MANTENER, HIGIÉNICO



NO SE VE AFECTADO POR LAS MANCHAS



RESISTENTE A LA ABRASIÓN DE LAS RUEDAS DE LOS MUEBLES



GRADO E1

1202 mm

195 mm

CLASIFICACIÓN DEL SUELO LAMINADO

CLASE	21	22	23	31	32	33	34
USO	AC1	AC2	AC3		AC4	AC5	AC6
RESISTENCIA A LA ABRASIÓN	≥ 500	≥ 1000	≥ 2000		≥ 4000	≥ 6000	≥ 8500
RESISTENCIA A LAS MANCHAS	Min. 4 (grupo 1 y 2) Min. 3 (grupo 3)		Min. 5 (grupo 1 y 2) Min. 4 (grupo 3)			Min. 5 (grupo 1.2 y 3)	

FXL005 TOKYO

FXL011 OSLO

FXL012 PEKING

FXL013 KARTACA

FXL017 SAIGON

FXL015 NAIROBI

FXL016 PARIS

FXL024 NAVARA MEŞE

FXL019 CANYON MEŞE

FXL021 ALTINKUM

FXL029 SHANGHAI

FXL026 DEVINE MEŞE

FXL028 PRAG

FXL032 SUADIYE

FXL030 JAWA

FXL033 GÖKÇEADA

PRODUCTO	TAMAÑO DEL PANEL	ESPESOR	SUPERFICIE	PANEL / PAQUETE	PAQUETE m ²	PAQUETE/ PALET	PAQUETE kg
FLOORPAN ELITE XL	12x195x1202 mm	12 mm	Authentic	8 Piezas	1,87 m ²	50	~20,5 kg

PL (PLUS): ADANA

